

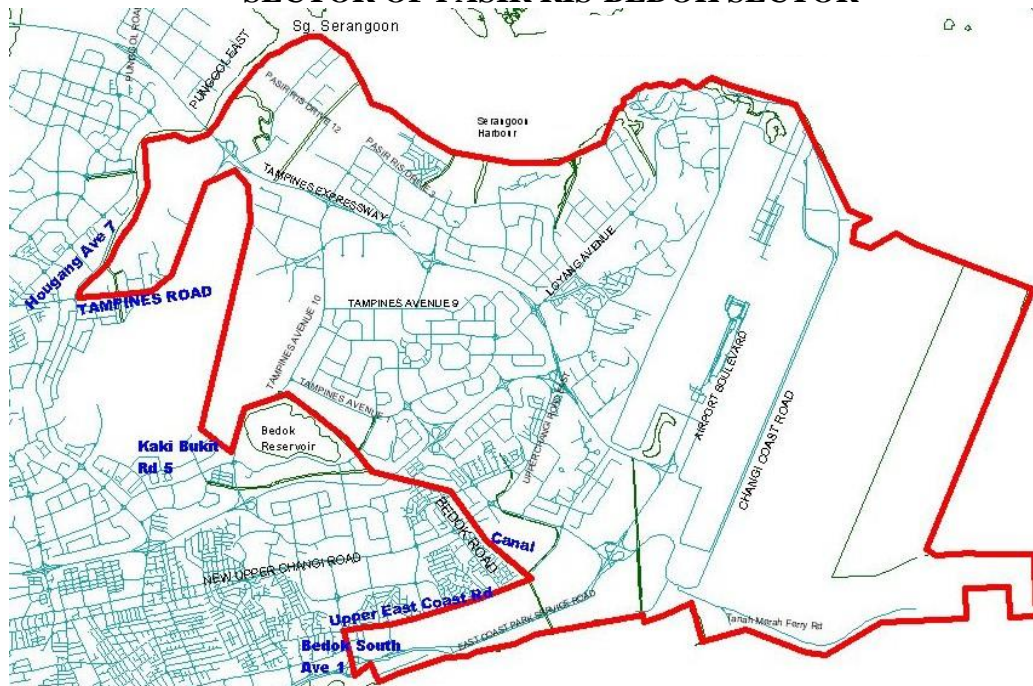
**REFUSE COLLECTION FEES FOR THE PASIR RIS – TAMPINES SUB-SECTOR**  
**OF PASIR RIS-BEDOK SECTOR (W.E.F 1 FEB 24)**

	Premises Type	Fees per premises per month (inclusive of 9% GST)
1	Flats	\$9.81
2	Landed residential	\$32.67
3	Hawker/ Market Stalls	\$35.34
4	Trade premises, with refuse output:	
4(a)	Less than 120 litres per day	\$35.34
4(b)	120 to less than 240 litres per day	\$113.60
4(c)	240 to less than 360 litres per day	\$138.84
4(d)	360 to less than 660 litres per day	\$454.39
4(e)	660 to less than 1,100 litres per day	\$732.08
4(f)	1,100 litres per day and more	See below

*For amounts in excess of 1,100 litres, the premises shall be levied a combination of fees from 4(a) to (e) above, provided:*

- (i) the combination of the least number of bins is used; and*
- (ii) where more than one such combination of bins is possible, the combination of bins resulting in the lowest possible combined fee shall be applied.*

**MAP SHOWING THE BOUNDARIES OF THE PASIR RIS – TAMPINES SUB-SECTOR OF PASIR RIS-BEDOK SECTOR**



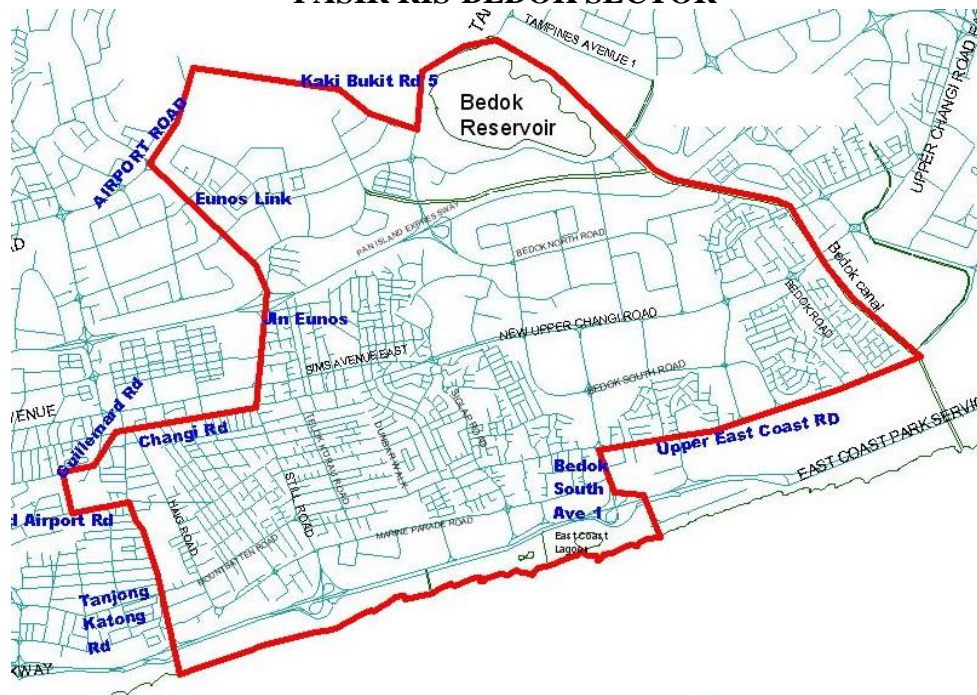
**REFUSE COLLECTION FEES FOR THE BEDOK SUB-SECTOR OF PASIR RIS-BEDOK SECTOR (W.E.F 1 FEB 24)**

	Premises Type	Fees per premises per month (inclusive of 9% GST)
1	Flats	\$9.81
2	Landed residential	\$32.67
3	Hawker/ Market Stalls	\$35.34
4	Trade premises, with refuse output:	
4(a)	Less than 120 litres per day	\$35.34
4(b)	120 to less than 240 litres per day	\$113.60
4(c)	240 to less than 360 litres per day	\$138.84
4(d)	360 to less than 660 litres per day	\$454.39
4(e)	660 to less than 1,100 litres per day	\$732.08
4(f)	1,100 litres per day and more	See below

*For amounts in excess of 1,100 litres, the premises shall be levied a combination of fees from 4(a) to (e) above, provided:*

- (i) the combination of the least number of bins is used; and*
- (ii) where more than one such combination of bins is possible, the combination of bins resulting in the lowest possible combined fee shall be applied.*

**MAP SHOWING THE BOUNDARIES OF THE BEDOK SUB-SECTOR OF PASIR RIS-BEDOK SECTOR**



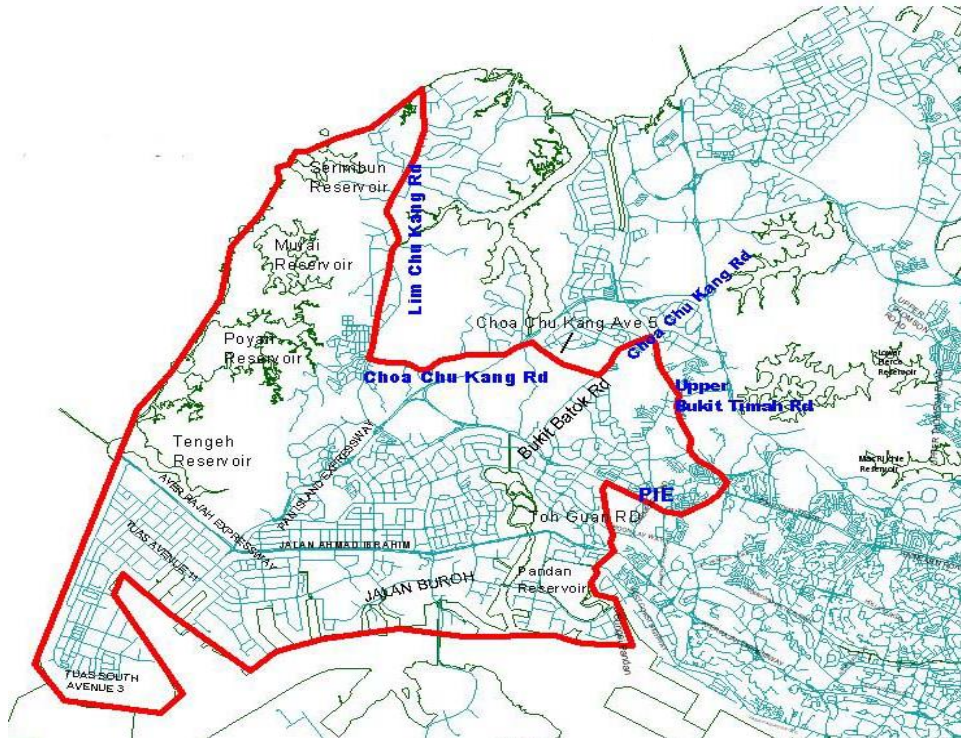
## **REFUSE COLLECTION FEES FOR JURONG SECTOR (W.E.F 1 FEB 24)**

	Premises Type	Fees per premises per month (inclusive of 9% GST)
1	Flats	\$9.81
2	Landed residential	\$32.67
3	Hawker/ Market Stalls	\$47.30
4	Trade premises, with refuse output:	
4(a)	Less than 120 litres per day	\$47.30
4(b)	120 to less than 240 litres per day	\$127.13
4(c)	240 to less than 360 litres per day	\$168.03
4(d)	360 to less than 660 litres per day	\$494.40
4(e)	660 to less than 1,100 litres per day	\$744.79
4(f)	1,100 litres per day and more	See below

*For amounts in excess of 1,100 litres, the premises shall be levied a combination of fees from 4(a) to (e) above, provided:*

- (i) the combination of the least number of bins is used; and*
- (ii) where more than one such combination of bins is possible, the combination of bins resulting in the lowest possible combined fee shall be applied.*

### **MAP SHOWING THE BOUNDARIES OF JURONG SECTOR**





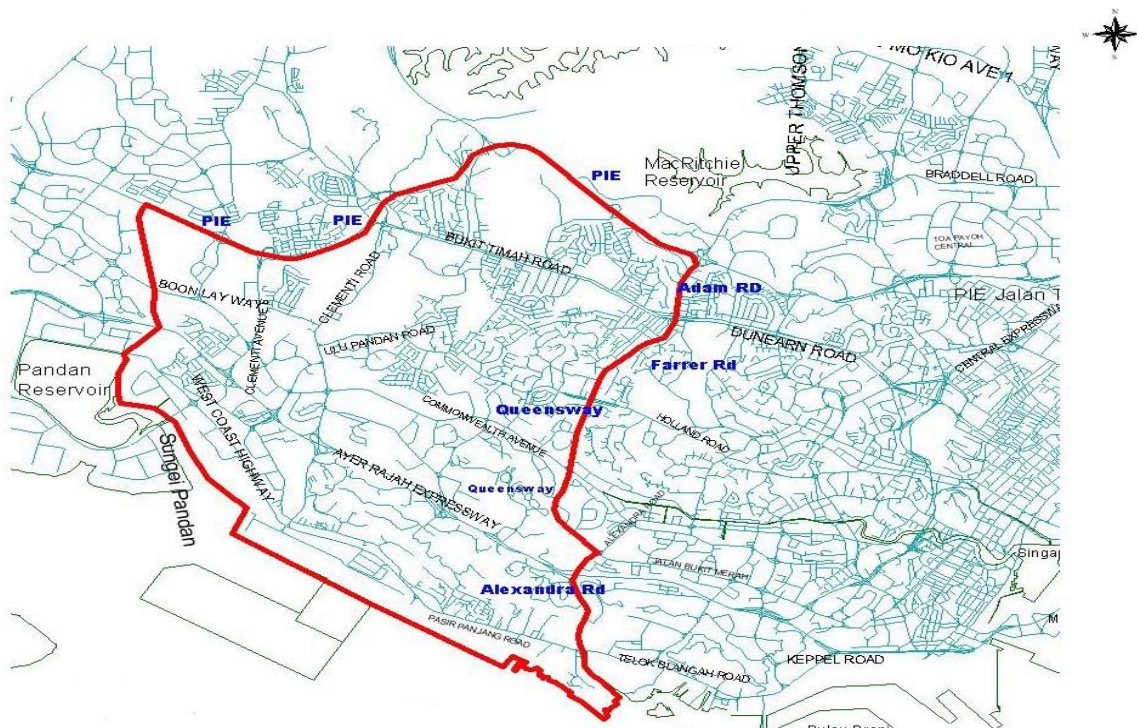
**REFUSE COLLECTION FEES FOR THE CLEMENTI SUB-SECTOR OF  
CLEMENTI-BUKIT MERAH SECTOR (W.E.F 1 FEB 24 )**

	Premise Type	Fees per premises per month (inclusive of 9% GST)
1	Flats	\$9.81
2	Landed residential	\$32.67
3	Hawker/ Market Stalls	\$50.30
4	Trade premises, with refuse output:	
4(a)	Less than 120 litres per day	\$50.30
4(b)	120 to less than 240 litres per day	\$217.75
4(c)	240 to less than 360 litres per day	\$314.37
4(d)	360 to less than 660 litres per day	\$662.46
4(e)	660 to less than 1,100 litres per day	\$1,028.96
4(f)	1,100 litres per day and more	See below

*For amounts in excess of 1,100 litres, the premises shall be levied a combination of fees from 4(a) to (e) above, provided:*

- (i) the combination of the least number of bins is used; and*
- (ii) where more than one such combination of bins is possible, the combination of bins resulting in the lowest possible combined fee shall be applied.*

**MAP SHOWING THE BOUNDARIES OF THE CLEMENTI SUB-SECTOR OF  
CLEMENTI-BUKIT MERAH SECTOR**



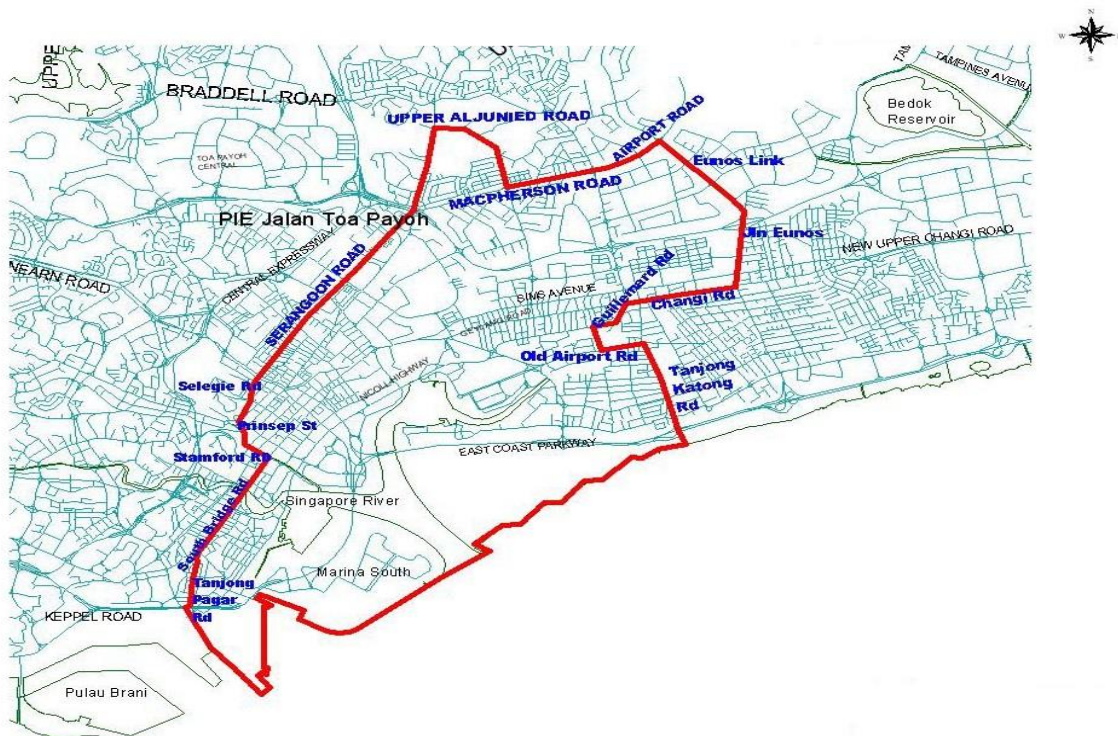
**REFUSE COLLECTION FEES FOR THE CITY SUB-SECTOR OF CITY-PUNGGOL SECTOR (W.E.F 1 FEB 24)**

	Premise Type	Fees per premises per month (inclusive of 9% GST)
1	Flats	\$9.81
2	Landed residential	\$32.67
3	Hawker/ Market Stalls	\$44.50
4	Trade premises, with refuse output:	
4(a)	Less than 120 litres per day	\$44.50
4(b)	120 to less than 240 litres per day	\$153.84
4(c)	240 to less than 360 litres per day	\$232.37
4(d)	360 to less than 660 litres per day	\$528.84
4(e)	660 to less than 1,100 litres per day	\$913.44
4(f)	1,100 litres per day and more	See below

*For amounts in excess of 1,100 litres, the premises shall be levied a combination of fees from 4(a) to (e) above, provided:*

- (i) the combination of the least number of bins is used; and*
- (ii) where more than one such combination of bins is possible, the combination of bins resulting in the lowest possible combined fee shall be applied.*

**MAP SHOWING THE BOUNDARIES OF THE CITY SUB-SECTOR OF CITY-PUNGGOL SECTOR**





## **REFUSE COLLECTION FEES FOR ANG MO KIO-TOA PAYOH SECTOR**

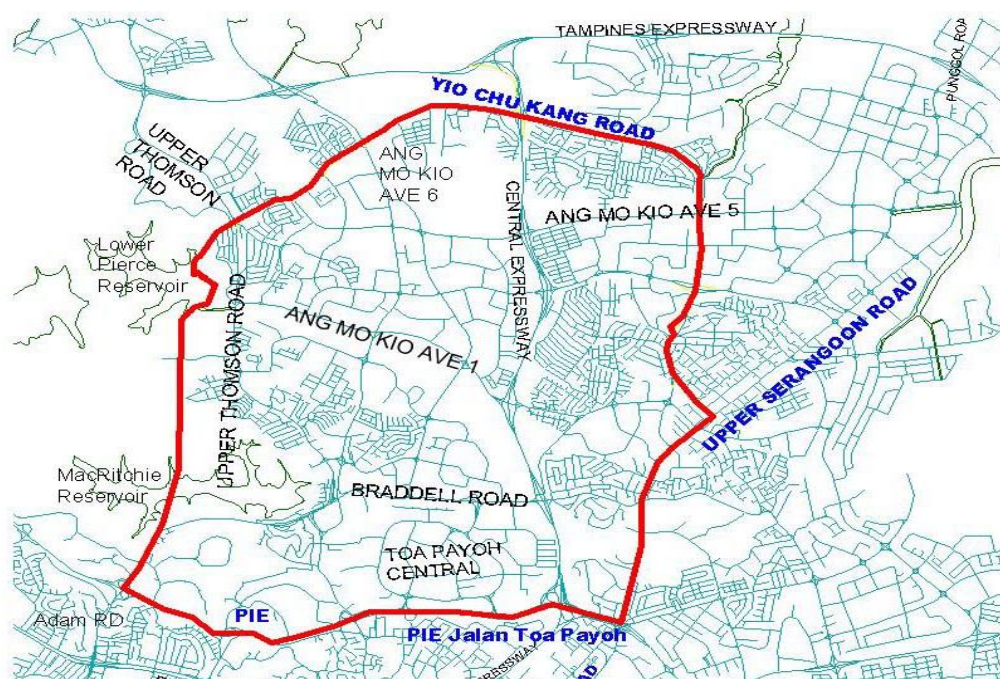
**(W.E.F 1 FEB 24)**

	Premises Type	Fees per premises per month (inclusive of 9% GST)
1	Flats	\$9.81
2	Landed residential	\$32.67
3	Hawker/ Market Stalls	\$48.49
4	Trade premises, with refuse output:	
4(a)	Less than 120 litres per day	\$48.49
4(b)	120 to less than 240 litres per day	\$145.48
4(c)	240 to less than 360 litres per day	\$218.23
4(d)	360 to less than 660 litres per day	\$581.93
4(e)	660 to less than 1,100 litres per day	\$945.64
4(f)	1,100 litres per day and more	See below

*For amounts in excess of 1,100 litres, the premises shall be levied a combination of fees from 4(a) to (e) above, provided:*

- (i) the combination of the least number of bins is used; and*
- (ii) where more than one such combination of bins is possible, the combination of bins resulting in the lowest possible combined fee shall be applied.*

## **MAP SHOWING THE BOUNDARIES OF ANG MO KIO-TOA PAYOH SECTOR**



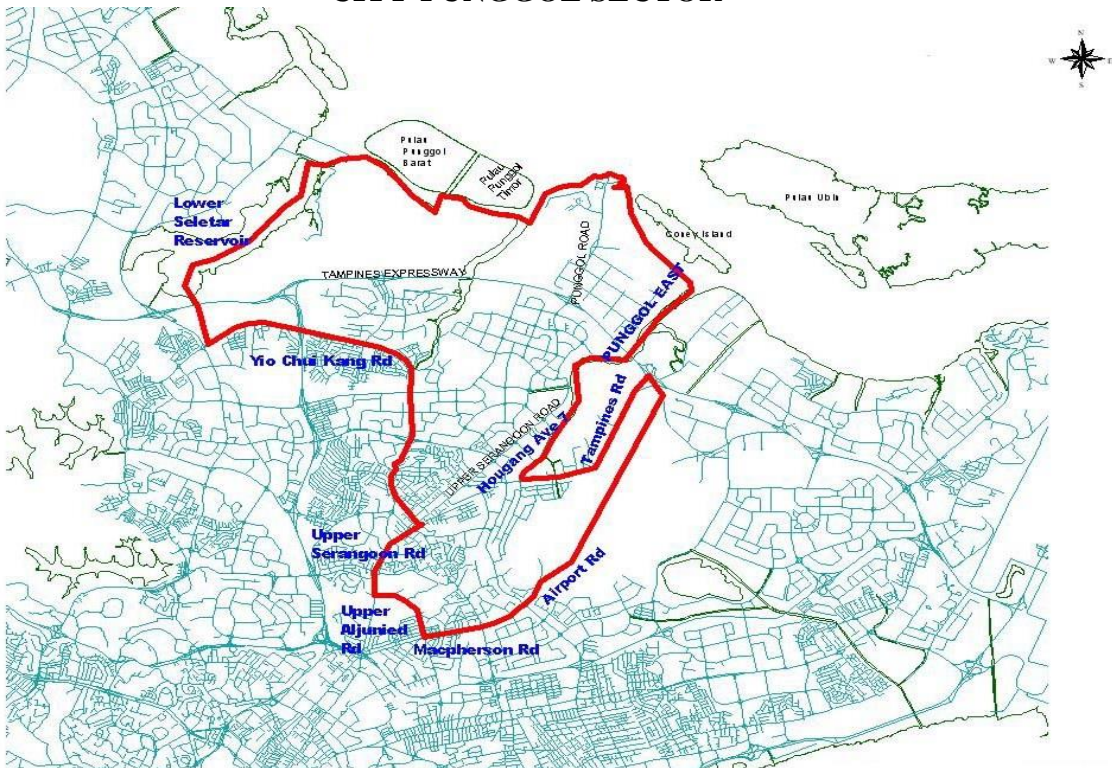
**REFUSE COLLECTION FEES FOR THE PUNGGOL SUB-SECTOR OF CITY –  
PUNGGOL SECTOR (W.E.F 1 FEB 24)**

	Premises Type	Fees per premises per month (inclusive of 9% GST)
1	Flats	\$9.81
2	Landed residential	\$32.67
3	Hawker/ Market Stalls	\$44.50
4	Trade premises, with refuse output:	
4(a)	Less than 120 litres per day	\$44.50
4(b)	120 to less than 240 litres per day	\$153.84
4(c)	240 to less than 360 litres per day	\$232.37
4(d)	360 to less than 660 litres per day	\$528.84
4(e)	660 to less than 1,100 litres per day	\$913.44
4(f)	1,100 litres per day and more	See below

*For amounts in excess of 1,100 litres, the premises shall be levied a combination of fees from 4(a) to (e) above, provided:*

- (i) the combination of the least number of bins is used; and
- (ii) where more than one such combination of bins is possible, the combination of bins resulting in the lowest possible combined fee shall be applied.

### MAP SHOWING THE BOUNDARIES OF THE PUNGGOL SUB-SECTOR OF CITY-PUNGGOL SECTOR





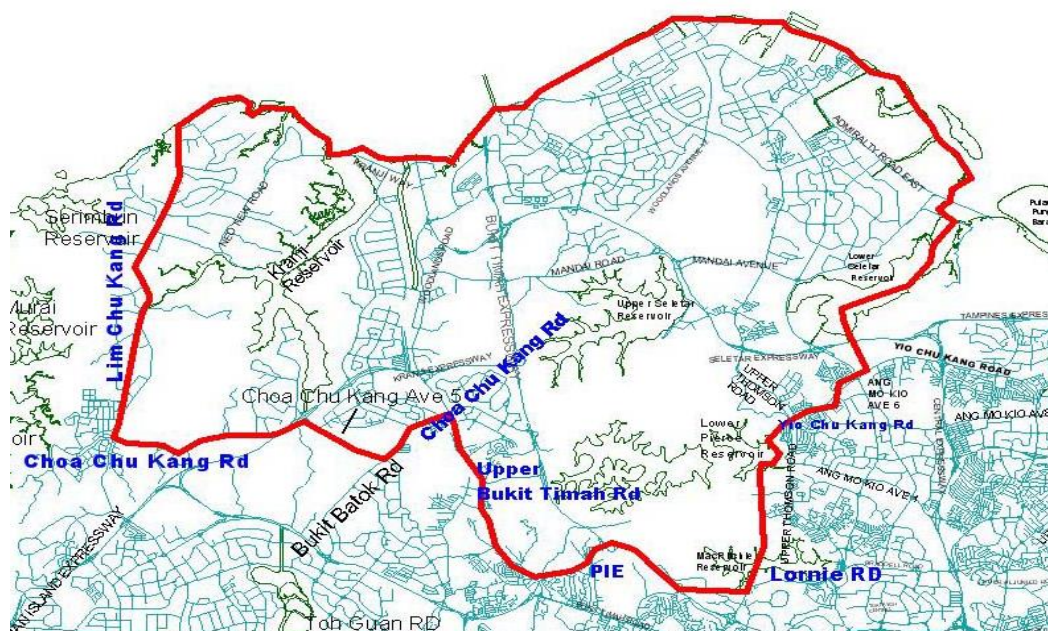
**REFUSE COLLECTION FEES FOR WOODLANDS-YISHUN SECTOR (W.E.F 1 FEB 24)**

	Premises Type	Fees per premises per month (inclusive of 9% GST)
1	Flats	\$9.81
2	Landed residential	\$32.67
3	Hawker/ Market Stalls	\$44.78
4	Trade premises, with refuse output:	
4(a)	Less than 120 litres per day	\$44.78
4(b)	120 to less than 240 litres per day	\$138.07
4(c)	240 to less than 360 litres per day	\$204.61
4(d)	360 to less than 660 litres per day	\$506.63
4(e)	660 to less than 1,100 litres per day	\$857.86
4(f)	1,100 litres per day and more	See below

*For amounts in excess of 1,100 litres, the premises shall be levied a combination of fees from 4(a) to (e) above, provided:*

- (i) the combination of the least number of bins is used; and*
- (ii) where more than one such combination of bins is possible, the combination of bins resulting in the lowest possible combined fee shall be applied.*

**MAP SHOWING THE BOUNDARIES OF WOODLANDS-YISHUN SECTOR**





**REFUSE COLLECTION FEES FOR THE BUKIT MERAH SUB-SECTOR OF  
CLEMENTI-BUKIT MERAH SECTOR (W.E.F 1 FEB 24)**

	Premises Type	Fees per premises per month (inclusive of 9% GST)
1	Flats	\$9.81
2	Landed residential	\$32.67
3	Hawker/ Market Stalls	\$50.30
4	Trade premises, with refuse output:	
4(a)	Less than 120 litres per day	\$50.30
4(b)	120 to less than 240 litres per day	\$217.75
4(c)	240 to less than 360 litres per day	\$314.37
4(d)	360 to less than 660 litres per day	\$662.46
4(e)	660 to less than 1,100 litres per day	\$1,028.96
4(f)	1,100 litres per day and more	See below

*For amounts in excess of 1,100 litres, the premises shall be levied a combination of fees from 4(a) to (e) above, provided:*

- (i) the combination of the least number of bins is used; and*
- (ii) where more than one such combination of bins is possible, the combination of bins resulting in the lowest possible combined fee shall be applied.*

**MAP SHOWING THE BOUNDARIES OF THE BUKIT MERAH SUB-SECTOR  
OF CLEMENTI – BUKIT MERAH SECTOR**

