

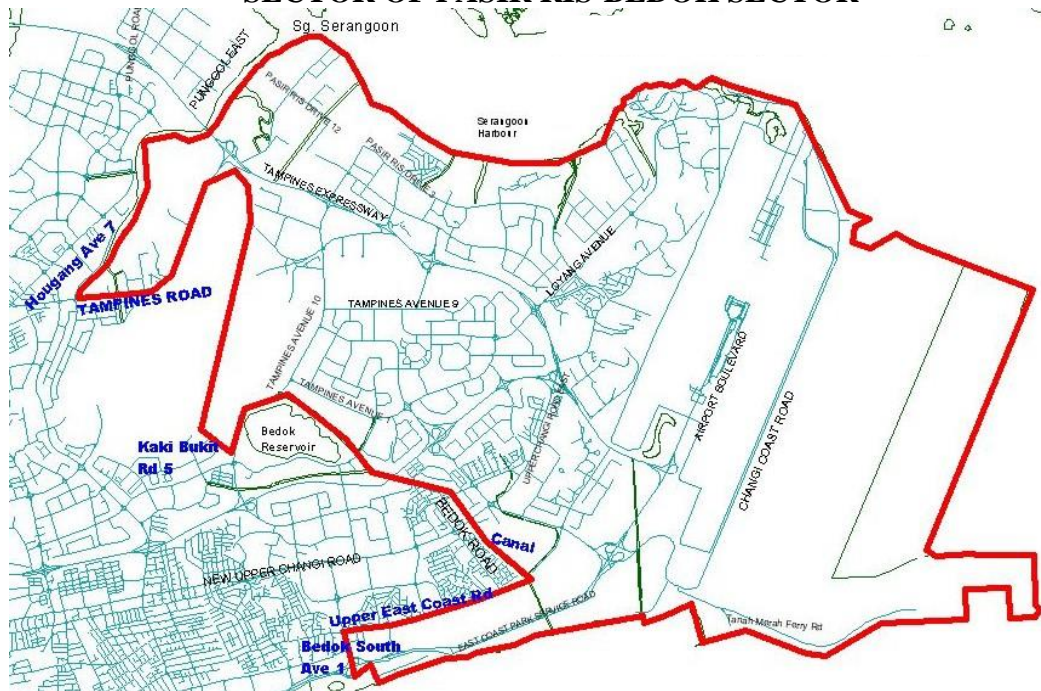
**REFUSE COLLECTION FEES FOR THE PASIR RIS – TAMPINES SUB-SECTOR
OF PASIR RIS-BEDOK SECTOR (W.E.F 1 FEB 24)**

	Premises Type	Fees per premises per month (inclusive of 9% GST)
1	Flats	\$9.81 \$10.20 (w.e.f. 1 JUL 24)
2	Landed residential	\$32.67 \$34.00 (w.e.f. 1 JUL 24)
3	Hawker/ Market Stalls	\$35.34
4	Trade premises, with refuse output:	
4(a)	Less than 120 litres per day	\$35.34
4(b)	120 to less than 240 litres per day	\$113.60
4(c)	240 to less than 360 litres per day	\$138.84
4(d)	360 to less than 660 litres per day	\$454.39
4(e)	660 to less than 1,100 litres per day	\$732.08
4(f)	1,100 litres per day and more	See below

For amounts in excess of 1,100 litres, the premises shall be levied a combination of fees from 4(a) to (e) above, provided:

- (i) the combination of the least number of bins is used; and*
- (ii) where more than one such combination of bins is possible, the combination of bins resulting in the lowest possible combined fee shall be applied.*

MAP SHOWING THE BOUNDARIES OF THE PASIR RIS – TAMPINES SUB-SECTOR OF PASIR RIS-BEDOK SECTOR



**REFUSE COLLECTION FEES FOR THE BEDOK SUB-SECTOR OF PASIR RIS-
BEDOK SECTOR (W.E.F 1 FEB 24)**

	Premises Type	Fees per premises per month (inclusive of 9% GST)
1	Flats	\$9.81 \$10.20 (w.e.f. 1 JUL 24)
2	Landed residential	\$32.67 \$34.00 (w.e.f. 1 JUL 24)
3	Hawker/ Market Stalls	\$35.34
4	Trade premises, with refuse output:	
4(a)	Less than 120 litres per day	\$35.34
4(b)	120 to less than 240 litres per day	\$113.60
4(c)	240 to less than 360 litres per day	\$138.84
4(d)	360 to less than 660 litres per day	\$454.39
4(e)	660 to less than 1,100 litres per day	\$732.08
4(f)	1,100 litres per day and more	See below

For amounts in excess of 1,100 litres, the premises shall be levied a combination of fees from 4(a) to (e) above, provided:

- (i) the combination of the least number of bins is used; and*
- (ii) where more than one such combination of bins is possible, the combination of bins resulting in the lowest possible combined fee shall be applied.*

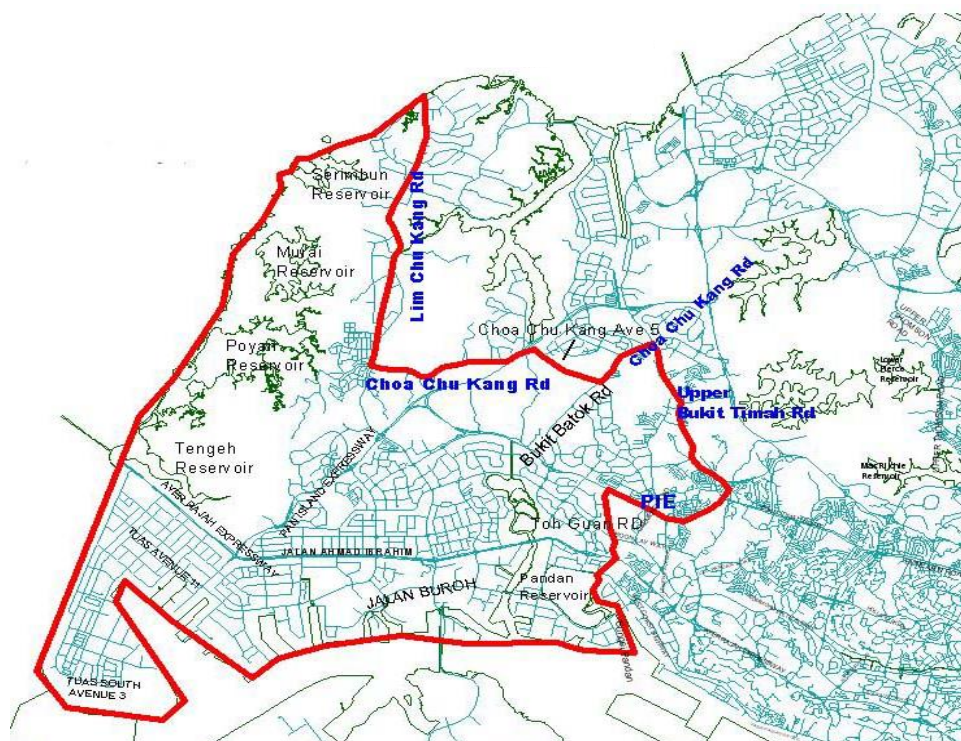
REFUSE COLLECTION FEES FOR JURONG SECTOR (W.E.F 1 FEB 24)

	Premises Type	Fees per premises per month (inclusive of 9% GST)
1	Flats	\$9.81 <i>\$10.20 (w.e.f. 1 JUL 24)</i>
2	Landed residential	\$32.67 <i>\$34.00 (w.e.f. 1 JUL 24)</i>
3	Hawker/ Market Stalls	\$47.30
4	Trade premises, with refuse output:	
4(a)	Less than 120 litres per day	\$47.30
4(b)	120 to less than 240 litres per day	\$127.13
4(c)	240 to less than 360 litres per day	\$168.03
4(d)	360 to less than 660 litres per day	\$494.40
4(e)	660 to less than 1,100 litres per day	\$744.79
4(f)	1,100 litres per day and more	See below

For amounts in excess of 1,100 litres, the premises shall be levied a combination of fees from 4(a) to (e) above, provided:

- (i) the combination of the least number of bins is used; and*
- (ii) where more than one such combination of bins is possible, the combination of bins resulting in the lowest possible combined fee shall be applied.*

MAP SHOWING THE BOUNDARIES OF JURONG SECTOR



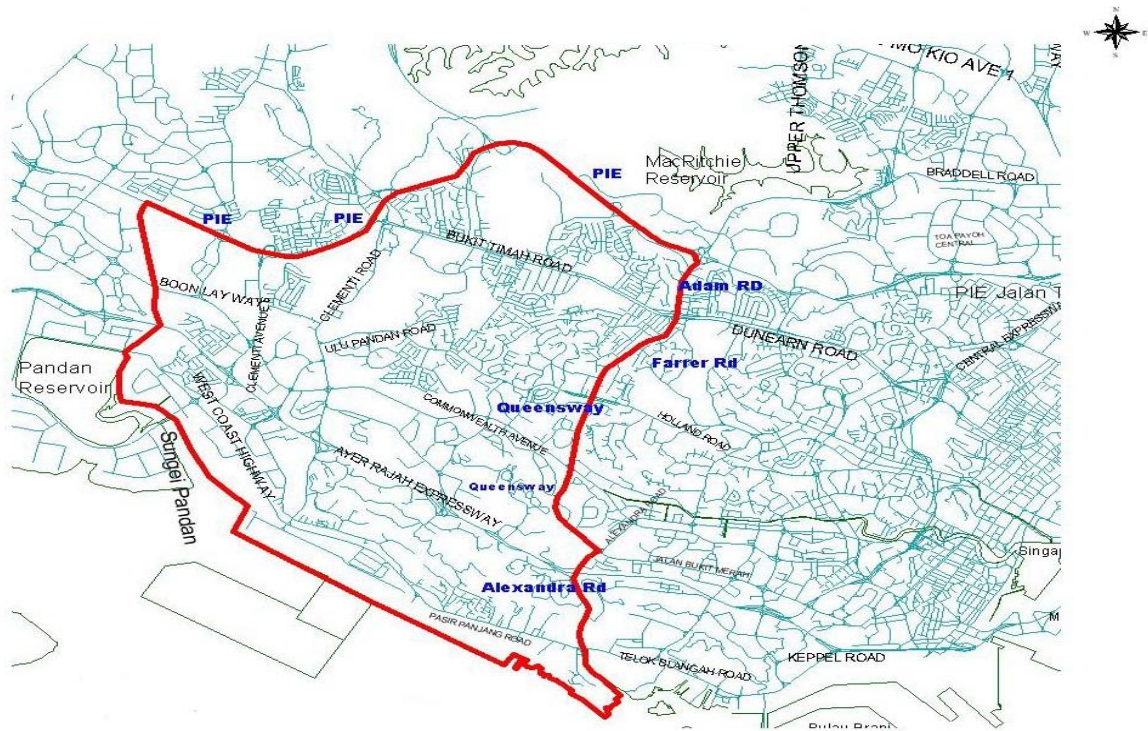
**REFUSE COLLECTION FEES FOR THE CLEMENTI SUB-SECTOR OF
CLEMENTI-BUKIT MERAH SECTOR (W.E.F 1 FEB 24)**

	Premise Type	Fees per premises per month (inclusive of 9% GST)
1	Flats	\$9.81 \$10.20 (w.e.f. 1 JUL 24)
2	Landed residential	\$32.67 \$34.00 (w.e.f. 1 JUL 24)
3	Hawker/ Market Stalls	\$50.30
4	Trade premises, with refuse output:	
4(a)	Less than 120 litres per day	\$50.30
4(b)	120 to less than 240 litres per day	\$217.75
4(c)	240 to less than 360 litres per day	\$314.37
4(d)	360 to less than 660 litres per day	\$662.46
4(e)	660 to less than 1,100 litres per day	\$1,028.96
4(f)	1,100 litres per day and more	See below

For amounts in excess of 1,100 litres, the premises shall be levied a combination of fees from 4(a) to (e) above, provided:

- (i) the combination of the least number of bins is used; and*
- (ii) where more than one such combination of bins is possible, the combination of bins resulting in the lowest possible combined fee shall be applied.*

MAP SHOWING THE BOUNDARIES OF THE CLEMENTI SUB-SECTOR OF CLEMENTI-BUKIT MERAH SECTOR



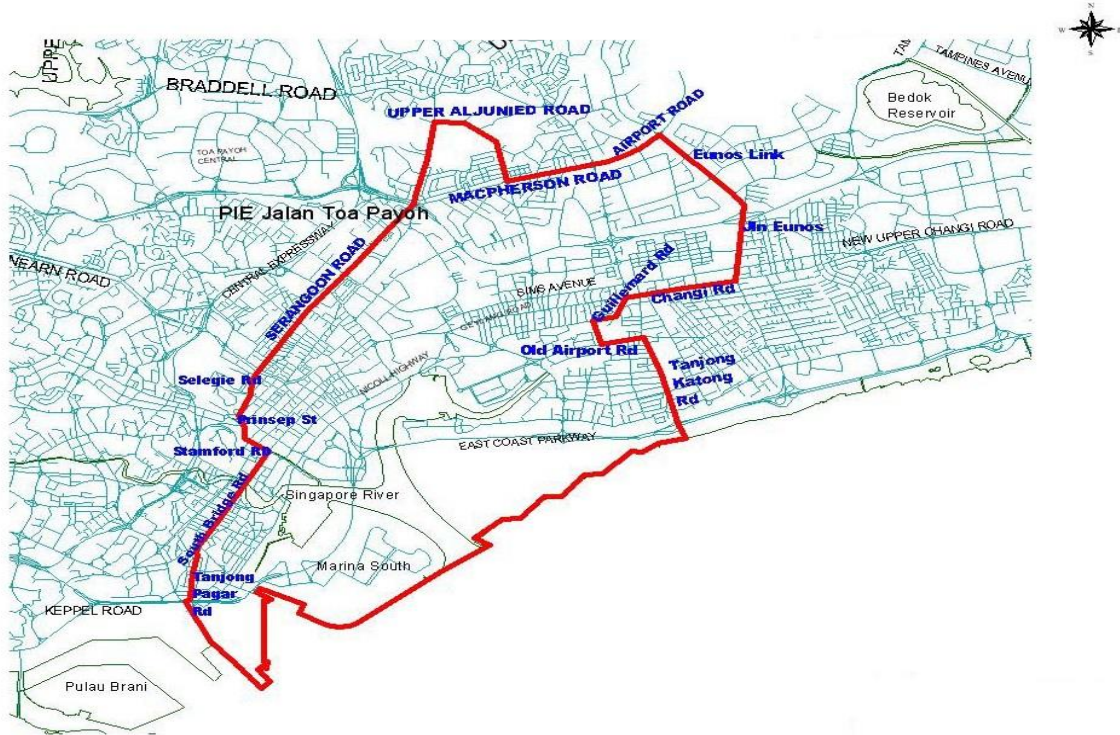
REFUSE COLLECTION FEES FOR THE CITY SUB-SECTOR OF CITY-PUNGGOL SECTOR (W.E.F 1 APR 24)

	Premise Type	Fees per premises per month (inclusive of 9% GST)
1	Flats	\$9.81 <i>\$10.20 (w.e.f. 1 JUL 24)</i>
2	Landed residential	\$32.67 <i>\$34.00 (w.e.f. 1 JUL 24)</i>
3	Hawker/ Market Stalls	\$46.44
4	Trade premises, with refuse output:	
4(a)	Less than 120 litres per day	\$46.44
4(b)	120 to less than 240 litres per day	\$160.56
4(c)	240 to less than 360 litres per day	\$242.50
4(d)	360 to less than 660 litres per day	\$551.91
4(e)	660 to less than 1,100 litres per day	\$953.30
4(f)	1,100 litres per day and more	See below

For amounts in excess of 1,100 litres, the premises shall be levied a combination of fees from 4(a) to (e) above, provided:

- (i) the combination of the least number of bins is used; and*
- (ii) where more than one such combination of bins is possible, the combination of bins resulting in the lowest possible combined fee shall be applied.*

MAP SHOWING THE BOUNDARIES OF THE CITY SUB-SECTOR OF CITY-PUNGGOL SECTOR



REFUSE COLLECTION FEES FOR ANG MO KIO-TOA PAYOH SECTOR

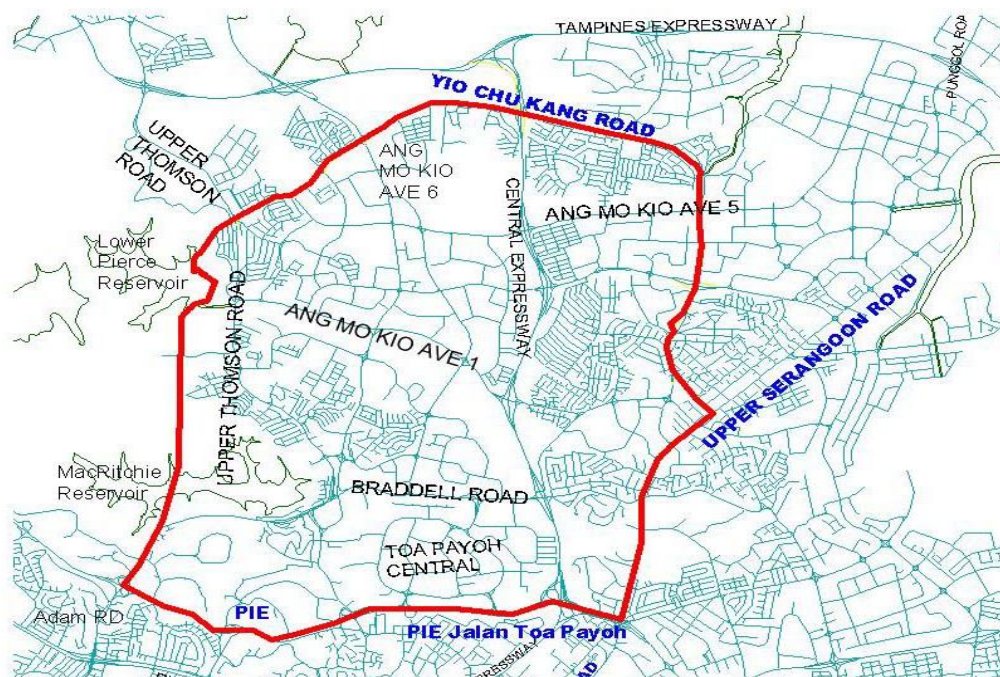
(W.E.F 1 APR 24)

	Premises Type	Fees per premises per month (inclusive of 9% GST)
1	Flats	\$9.81 \$10.20 (w.e.f. 1 JUL 24)
2	Landed residential	\$32.67 \$34.00 (w.e.f. 1 JUL 24)
3	Hawker/ Market Stalls	\$50.63
4	Trade premises, with refuse output:	
4(a)	Less than 120 litres per day	\$50.63
4(b)	120 to less than 240 litres per day	\$151.90
4(c)	240 to less than 360 litres per day	\$227.85
4(d)	360 to less than 660 litres per day	\$607.60
4(e)	660 to less than 1,100 litres per day	\$987.34
4(f)	1,100 litres per day and more	See below

For amounts in excess of 1,100 litres, the premises shall be levied a combination of fees from 4(a) to (e) above, provided:

- (i) the combination of the least number of bins is used; and*
- (ii) where more than one such combination of bins is possible, the combination of bins resulting in the lowest possible combined fee shall be applied.*

MAP SHOWING THE BOUNDARIES OF ANG MO KIO-TOA PAYOH SECTOR



Last updated on 28 Mar 24

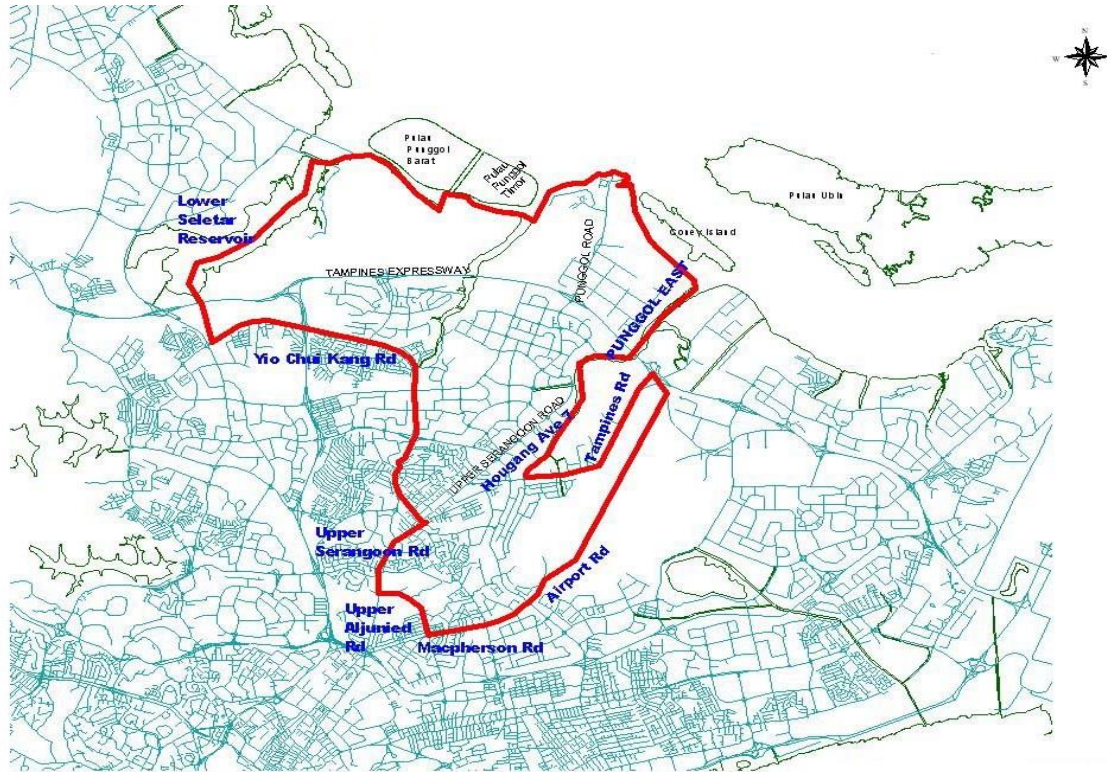
**REFUSE COLLECTION FEES FOR THE PUNGGOL SUB-SECTOR OF CITY –
PUNGGOL SECTOR (W.E.F 1 APR 24)**

	Premises Type	Fees per premises per month (inclusive of 9% GST)
1	Flats	\$9.81 \$10.20 (w.e.f. 1 JUL 24)
2	Landed residential	\$32.67 \$34.00 (w.e.f. 1 JUL 24)
3	Hawker/ Market Stalls	\$46.44
4	Trade premises, with refuse output:	
4(a)	Less than 120 litres per day	\$46.44
4(b)	120 to less than 240 litres per day	\$160.56
4(c)	240 to less than 360 litres per day	\$242.50
4(d)	360 to less than 660 litres per day	\$551.91
4(e)	660 to less than 1,100 litres per day	\$953.30
4(f)	1,100 litres per day and more	See below

For amounts in excess of 1,100 litres, the premises shall be levied a combination of fees from 4(a) to (e) above, provided:

- (i) the combination of the least number of bins is used; and*
- (ii) where more than one such combination of bins is possible, the combination of bins resulting in the lowest possible combined fee shall be applied.*

MAP SHOWING THE BOUNDARIES OF THE PUNGGOL SUB-SECTOR OF CITY-PUNGGOL SECTOR



REFUSE COLLECTION FEES FOR WOODLANDS-YISHUN SECTOR (W.E.F 1

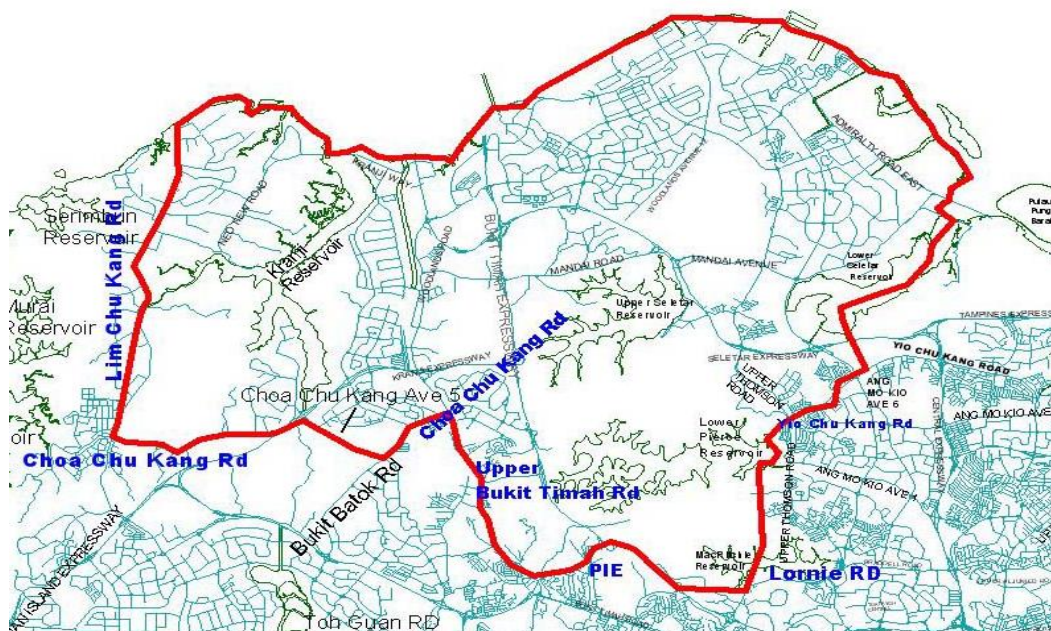
APR 24)

	Premises Type	Fees per premises per month (inclusive of 9% GST)
1	Flats	\$9.81 <i>\$10.20 (w.e.f. 1 JUL 24)</i>
2	Landed residential	\$32.67 <i>\$34.00 (w.e.f. 1 JUL 24)</i>
3	Hawker/ Market Stalls	\$46.43
4	Trade premises, with refuse output:	
4(a)	Less than 120 litres per day	\$46.43
4(b)	120 to less than 240 litres per day	\$143.19
4(c)	240 to less than 360 litres per day	\$212.20
4(d)	360 to less than 660 litres per day	\$525.43
4(e)	660 to less than 1,100 litres per day	\$889.71
4(f)	1,100 litres per day and more	See below

For amounts in excess of 1,100 litres, the premises shall be levied a combination of fees from 4(a) to (e) above, provided:

- (i) the combination of the least number of bins is used; and*
- (ii) where more than one such combination of bins is possible, the combination of bins resulting in the lowest possible combined fee shall be applied.*

MAP SHOWING THE BOUNDARIES OF WOODLANDS-YISHUN SECTOR



Last updated on 28 Mar 24

**REFUSE COLLECTION FEES FOR THE BUKIT MERAH SUB-SECTOR OF
CLEMENTI-BUKIT MERAH SECTOR (W.E.F 1 FEB 24)**

	Premises Type	Fees per premises per month (inclusive of 9% GST)
1	Flats	\$9.81 \$10.20 (w.e.f. 1 JUL 24)
2	Landed residential	\$32.67 \$34.00 (w.e.f. 1 JUL 24)
3	Hawker/ Market Stalls	\$50.30
4	Trade premises, with refuse output:	
4(a)	Less than 120 litres per day	\$50.30
4(b)	120 to less than 240 litres per day	\$217.75
4(c)	240 to less than 360 litres per day	\$314.37
4(d)	360 to less than 660 litres per day	\$662.46
4(e)	660 to less than 1,100 litres per day	\$1,028.96
4(f)	1,100 litres per day and more	See below

For amounts in excess of 1,100 litres, the premises shall be levied a combination of fees from 4(a) to (e) above, provided:

- (i) the combination of the least number of bins is used; and*
- (ii) where more than one such combination of bins is possible, the combination of bins resulting in the lowest possible combined fee shall be applied.*

MAP SHOWING THE BOUNDARIES OF THE BUKIT MERAH SUB-SECTOR OF CLEMENTI – BUKIT MERAH SECTOR

