

Guidelines on Designated Smoking Areas (DSA) set-up

Location of DSA

1. Should not be located at [areas](#) where smoking is already prohibited
2. At least 5 metres away from any part of the entrance to or exit from any building
3. At least 5 metres away from main thoroughfares where possible (refer to Annex A)
4. Sited in areas where smokers usually smoke
5. If the DSA is to be located along a thoroughfare, the passageway must be significantly wide or there must be alternative route(s) for pedestrians

Design of DSA

6. DSAs should generally not be more than 10sq metres in size
7. Boundary must be clearly defined using floor stickers or other forms of permanent marking
8. Where possible, DSA could be clearly demarcated with partitions to prevent second-hand tobacco smoke
9. Display signage indicating “Designated Smoking Area”
10. Display directional signage to guide smokers to the DSAs
11. Provide cigarette butt canister/litter bin with ash tray
12. Display educational materials/messages promoting smoking cessation
13. No reference to and/or display of tobacco companies’ names and/or logos
14. Shelter/awning is permitted
15. Optional amenities including chairs etc., should be kept to a minimal

For DSAs Linked to Covered Walkways

16. The design of the walkway’s shelter and the shelter of the DSA should be distinctly different (Refer to Annex A)
17. Prominent display of signage along the walkway and at least 5m before the DSA
18. Display “No Smoking” signage along covered walkways linked to the DSA.

More than One Covered Walkways Connected to the Sheltered DSA

19. The covered walkways to the DSA should not be the only covered thoroughfare for the public to walk from one location to another (Refer to Annex A)

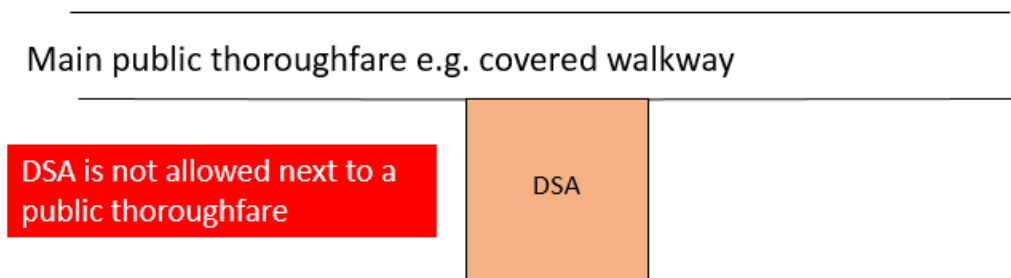
Management of DSA

20. Any DSA maintenance will be solely owned by the premises owner
21. Management to ensure that the DSA does not cause disamenities or hazard to the public
22. Premises owner to seek the necessary approval from the relevant authorities eg Urban Redevelopment Authority (URA) and Building and Construction Authority (BCA) for the erection of structures and signage.

Scenarios on choosing DSA's location

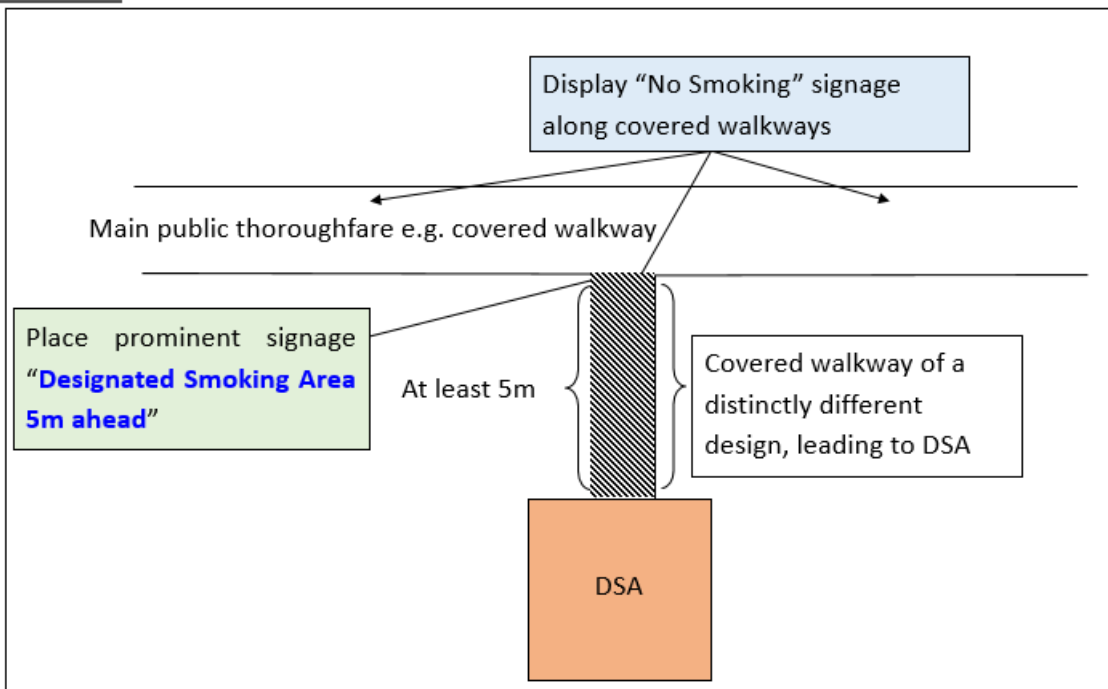
Scenario 1

Not Allowed



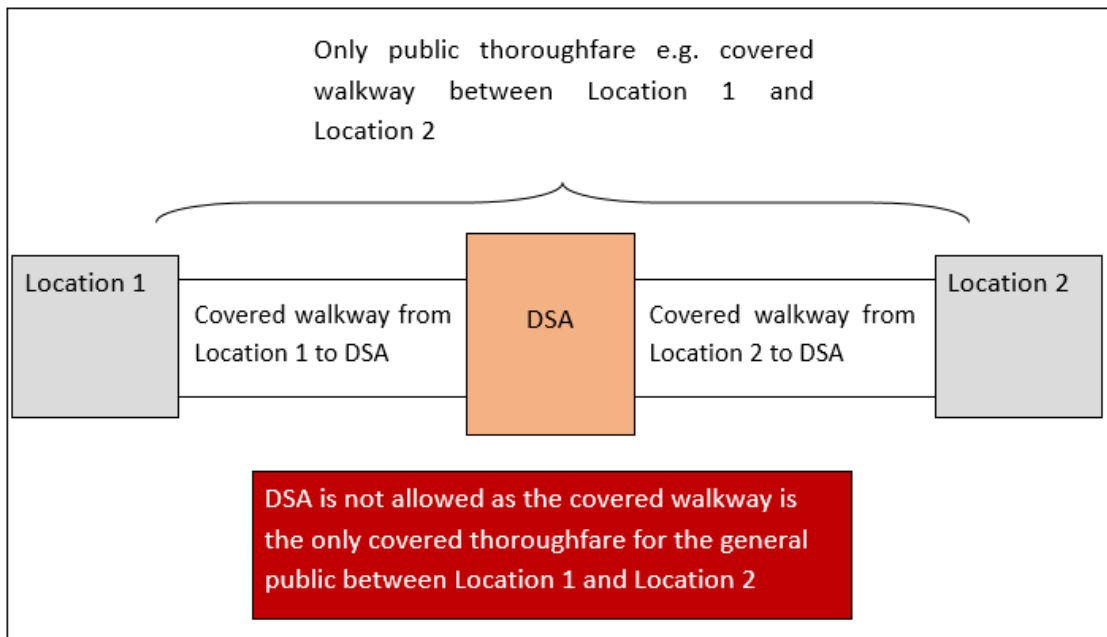
Scenario 2

Allowed



Scenario 3

Not Allowed



Scenario 4

Allowed

