



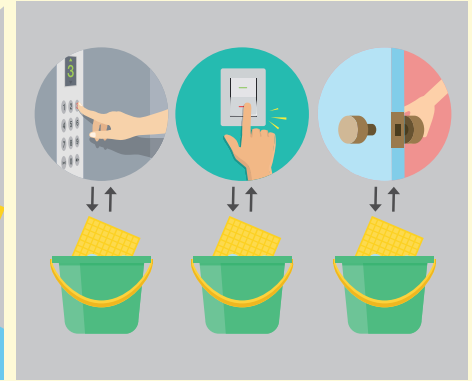
Cleaning Tips for Cleaners



1 Prepare bleach or disinfectant according to manufacturer's guidelines. Soak cloths with the prepared bleach or disinfectant



2 When using a spray pack, apply disinfectant to a cloth to clean surfaces. Use a sweeping motion when cleaning



3 Wipe frequently touched areas (e.g. lift buttons, switches, door knobs). Disinfect cloths in bleach or disinfectant between use. Allow appropriate time needed for disinfection (refer to product instruction)



4 Clean toilets with a separate set of cleaning equipment



5 Disinfect buckets by soaking in bleach for at least 10 minutes



6 Wash hands after removing gloves and before removing mask (if worn)

To ensure a high level of public hygiene, NEA has released guidelines and advisories to guide owners of premises, business operators and residents on cleaning and sanitation matters.

For places that may be exposed to the COVID-19 (Coronavirus Disease 2019), interim guidelines and household products for effective disinfection can be found at www.nea.gov.sg/environmental-cleaning-guidelines.



#7HygieneHabits #FightCOVID19 #SGUnited #SGClean