

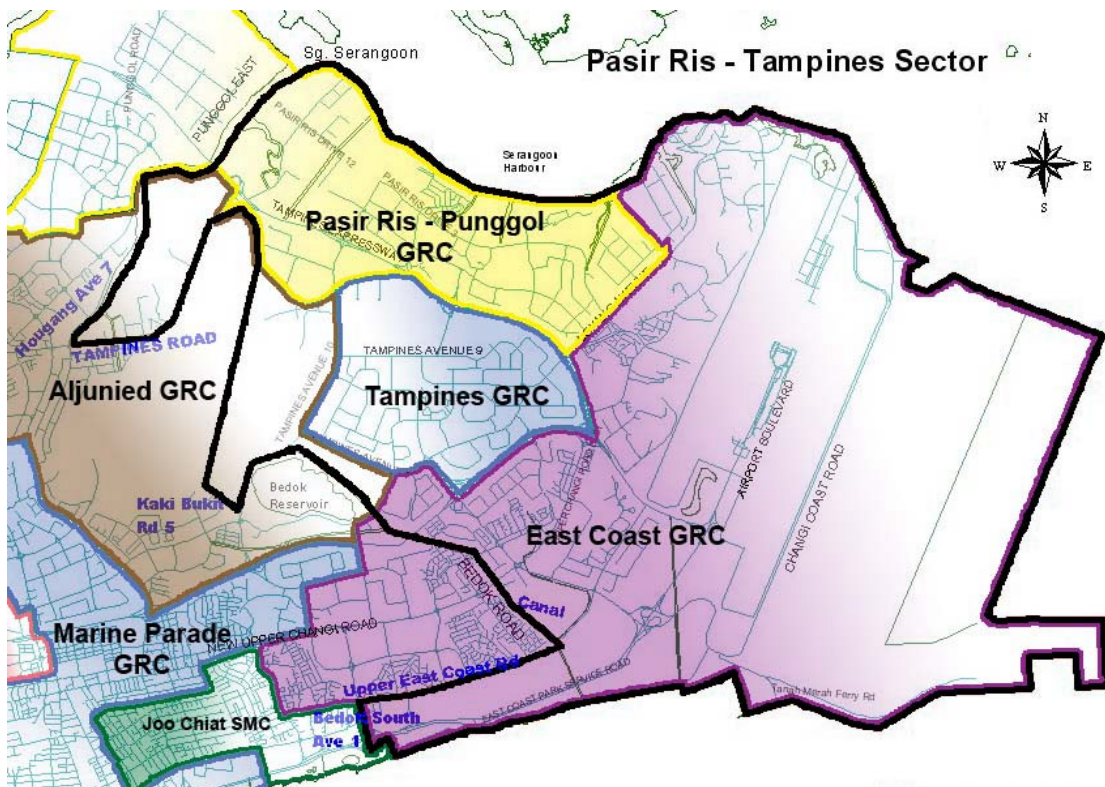
Refuse Collection Fees for Pasir Ris – Tampines Sector

	Premises Type	Fees per premises per month (inclusive of 7% GST)
1	Flats	\$7.35
2	Landed residential	\$24.08
3	Hawker/ Market Stalls	\$44.94
4	Trade premises, with refuse output:	
4(a)	Less than 120 litres per day	\$44.94
4(b)	120 to less than 240 litres per day	\$117.70
4(c)	240 to less than 360 litres per day	\$160.50
4(d)	360 to less than 660 litres per day	\$350.96
4(e)	660 to less than 1,100 litres per day	\$567.10
4(f)	1,100 litres per day and more	See below

For amounts in excess of 1,100 litres, the premises shall be levied a combination of fees from 4(a) to (e) above, provided:

- (i) the combination of the least number of bins is used; and*
- (ii) where more than one such combination of bins is possible, the combination of bins resulting in the lowest possible combined fee shall be applied.*

MAP SHOWING THE BOUNDARIES OF PASIR RIS - TAMPINES SECTOR



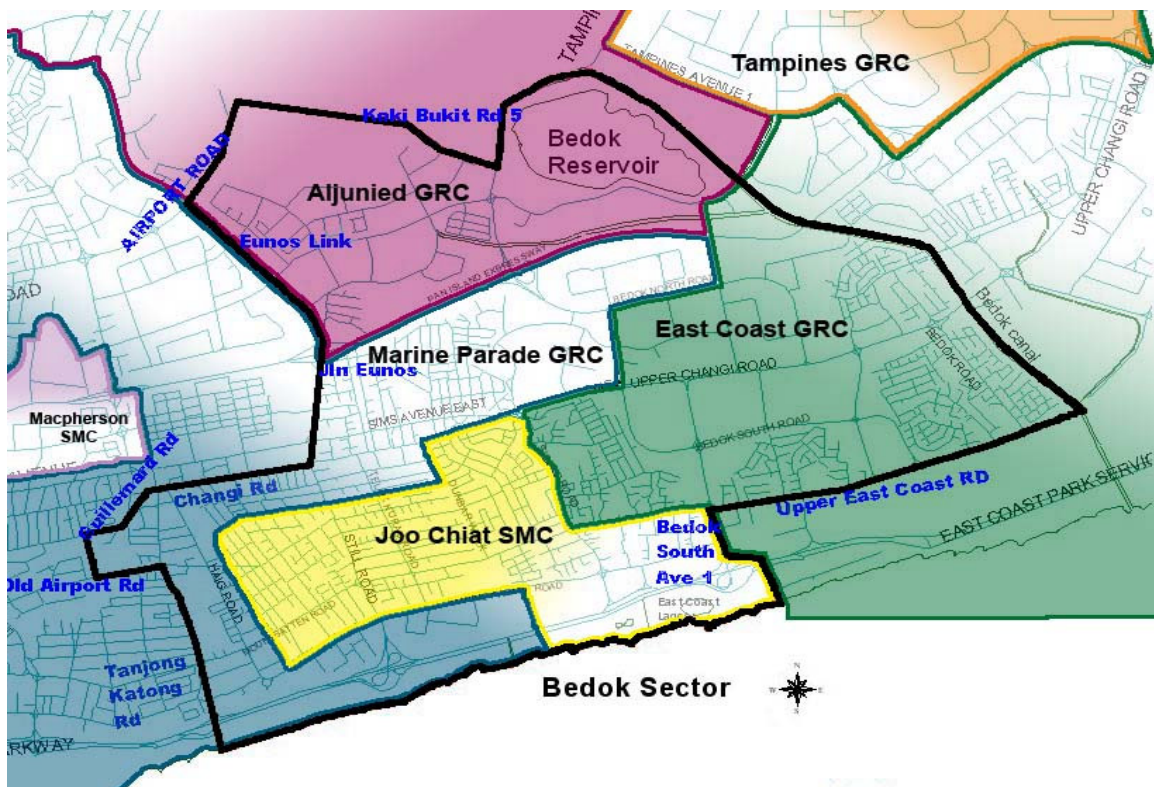
Refuse Collection Fees for Bedok Sector

	Premises Type	Fees per premises per month (inclusive of 7% GST)
1	Flats	\$6.29
2	Landed residential	\$19.74
3	Hawker/ Market Stalls	\$31.03
4	Trade premises, with refuse output:	
4(a)	Less than 120 litres per day	\$31.03
4(b)	120 to less than 240 litres per day	\$84.53
4(c)	240 to less than 360 litres per day	\$107.00
4(d)	360 to less than 660 litres per day	\$321.00
4(e)	660 to less than 1,100 litres per day	\$492.20
4(f)	1,100 litres per day and more	See below

For amounts in excess of 1,100 litres, the premises shall be levied a combination of fees from 4(a) to (e) above, provided:

- (i) the combination of the least number of bins is used; and
- (ii) where more than one such combination of bins is possible, the combination of bins resulting in the lowest possible combined fee shall be applied.

MAP SHOWING THE BOUNDARIES OF BEDOK SECTOR



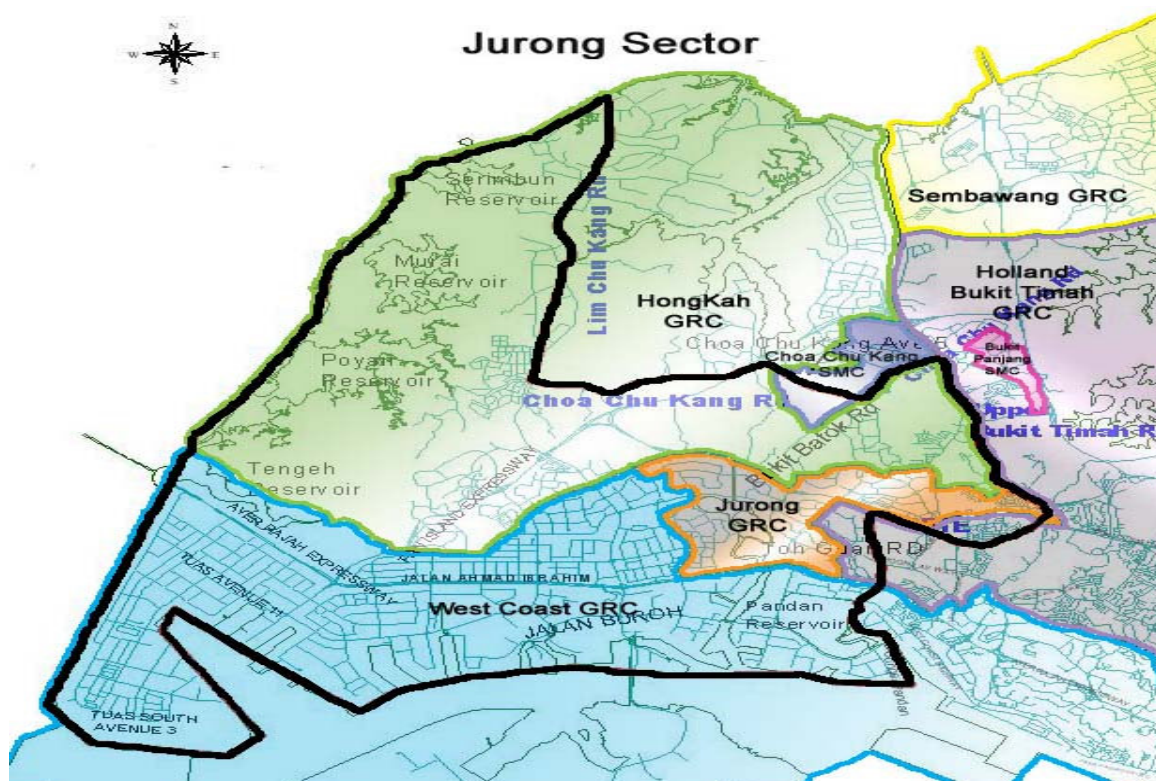
Refuse Collection Fees for Jurong Sector

	Premises Type	Fees per premises per month (inclusive of 7% GST)
1	Flats	\$6.08
2	Landed residential	\$20.33
3	Hawker/ Market Stalls	\$31.03
4	Trade premises, with refuse output:	
4(a)	Less than 120 litres per day	\$31.03
4(b)	120 to less than 240 litres per day	\$86.67
4(c)	240 to less than 360 litres per day	\$107.00
4(d)	360 to less than 660 litres per day	\$323.14
4(e)	660 to less than 1,100 litres per day	\$495.95
4(f)	1,100 litres per day and more	See below

For amounts in excess of 1,100 litres, the premises shall be levied a combination of fees from 4(a) to (e) above, provided:

- (i) the combination of the least number of bins is used; and
- (ii) where more than one such combination of bins is possible, the combination of bins resulting in the lowest possible combined fee shall be applied.

MAP SHOWING THE BOUNDARIES OF JURONG SECTOR



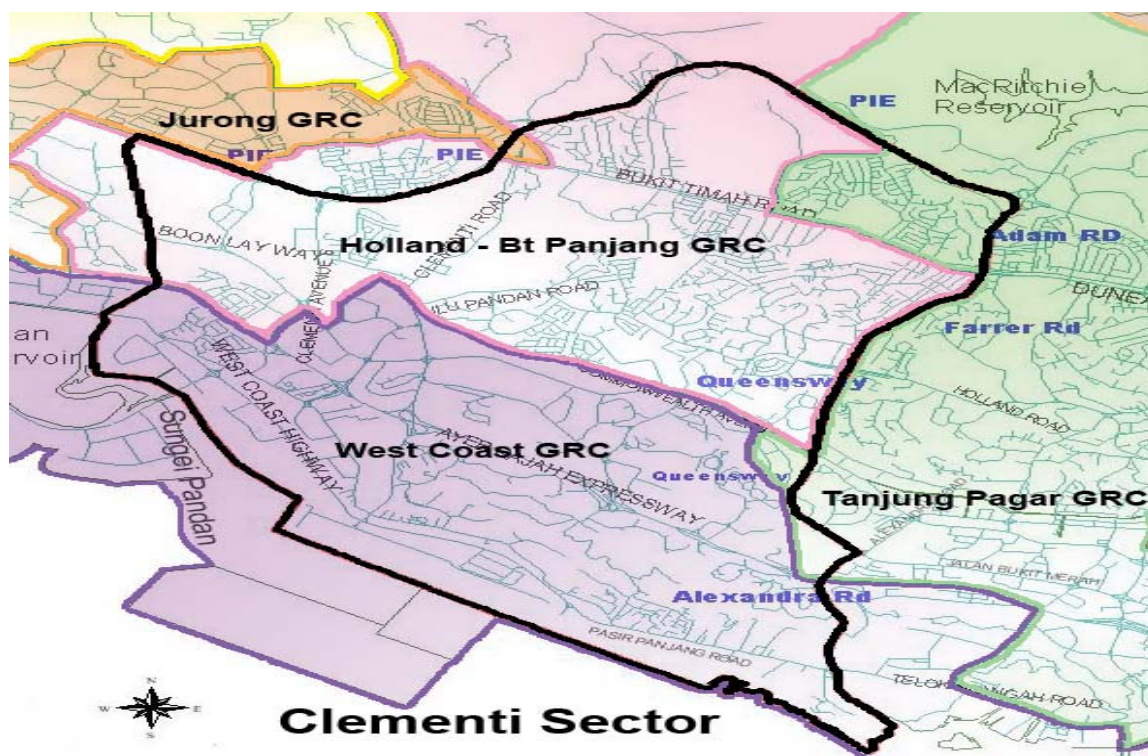
Refuse Collection Fees for Clementi Sector

	Premise Type	Fees per premises per month (inclusive of 7% GST)
1	Flats	\$4.69
2	Landed residential	\$18.60
3	Hawker/ Market Stalls	\$23.54
4	Trade premises, with refuse output:	
4(a)	Less than 120 litres per day	\$23.54
4(b)	120 to less than 240 litres per day	\$101.65
4(c)	240 to less than 360 litres per day	\$147.66
4(d)	360 to less than 660 litres per day	\$310.30
4(e)	660 to less than 1,100 litres per day	\$481.50
4(f)	1,100 litres per day and more	See below

For amounts in excess of 1,100 litres, the premises shall be levied a combination of fees from 4(a) to (e) above, provided:

- (i) the combination of the least number of bins is used; and
- (ii) where more than one such combination of bins is possible, the combination of bins resulting in the lowest possible combined fee shall be applied.

MAP SHOWING THE BOUNDARIES OF CLEMENTI SECTOR



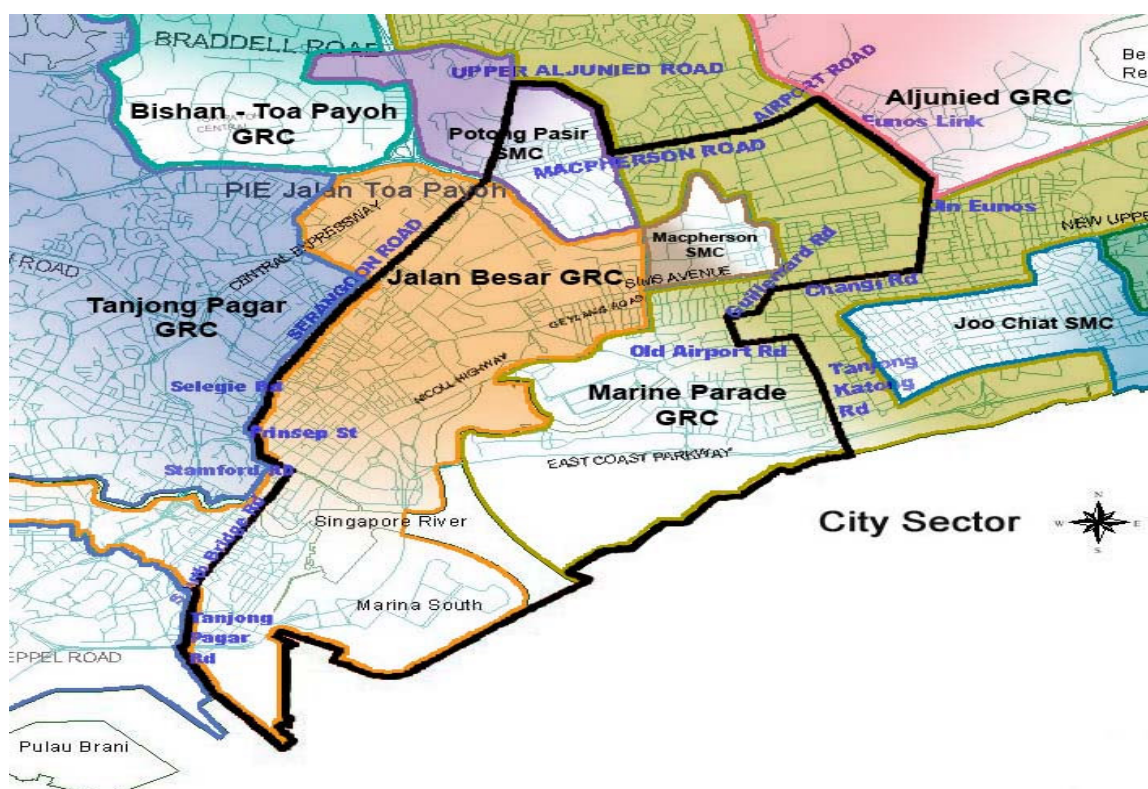
Refuse Collection Fees for City Sector

	Premise Type	Fees per premises per month (inclusive of 7% GST)
1	Flats	\$4.31
2	Landed residential	\$18.19
3	Hawker/ Market Stalls	\$27.82
4	Trade premises, with refuse output:	
4(a)	Less than 120 litres per day	\$27.82
4(b)	120 to less than 240 litres per day	\$83.46
4(c)	240 to less than 360 litres per day	\$147.66
4(d)	360 to less than 660 litres per day	\$278.20
4(e)	660 to less than 1,100 litres per day	\$428.00
4(f)	1,100 litres per day and more	See below

For amounts in excess of 1,100 litres, the premises shall be levied a combination of fees from 4(a) to (e) above, provided:

- (i) the combination of the least number of bins is used; and
- (ii) where more than one such combination of bins is possible, the combination of bins resulting in the lowest possible combined fee shall be applied.

MAP SHOWING THE BOUNDARIES OF CITY SECTOR



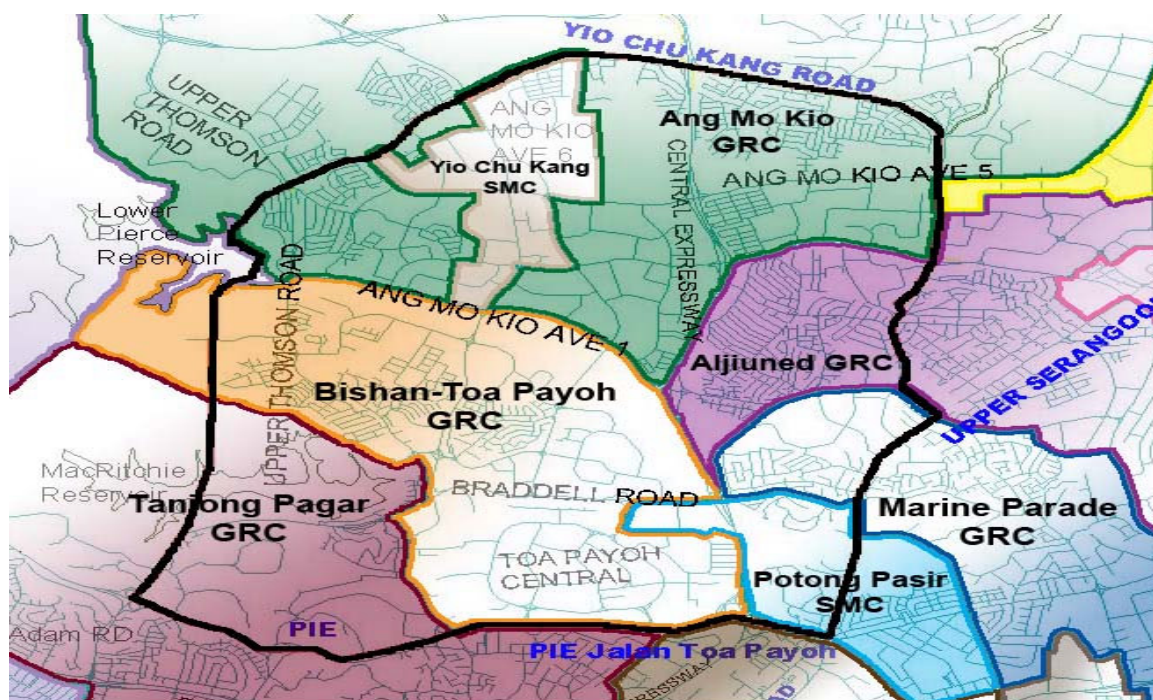
Refuse Collection Fees for Ang Mo Kio-Toa Payoh Sector

	Premises Type	Fees per premises per month (inclusive of 7% GST)
1	Flats	\$4.82
2	Landed residential	\$17.12
3	Hawker/ Market Stalls	\$26.75
4	Trade premises, with refuse output:	
4(a)	Less than 120 litres per day	\$26.75
4(b)	120 to less than 240 litres per day	\$96.30
4(c)	240 to less than 360 litres per day	\$107.00
4(d)	360 to less than 660 litres per day	\$299.60
4(e)	660 to less than 1,100 litres per day	\$428.00
4(f)	1,100 litres per day and more	See below

For amounts in excess of 1,100 litres, the premises shall be levied a combination of fees from 4(a) to (e) above, provided:

- (i) the combination of the least number of bins is used; and*
- (ii) where more than one such combination of bins is possible, the combination of bins resulting in the lowest possible combined fee shall be applied.*

MAP SHOWING THE BOUNDARIES OF ANG MO KIO-TOA PAYOH SECTOR



Ang Mo Kio - Toa Payoh Sector

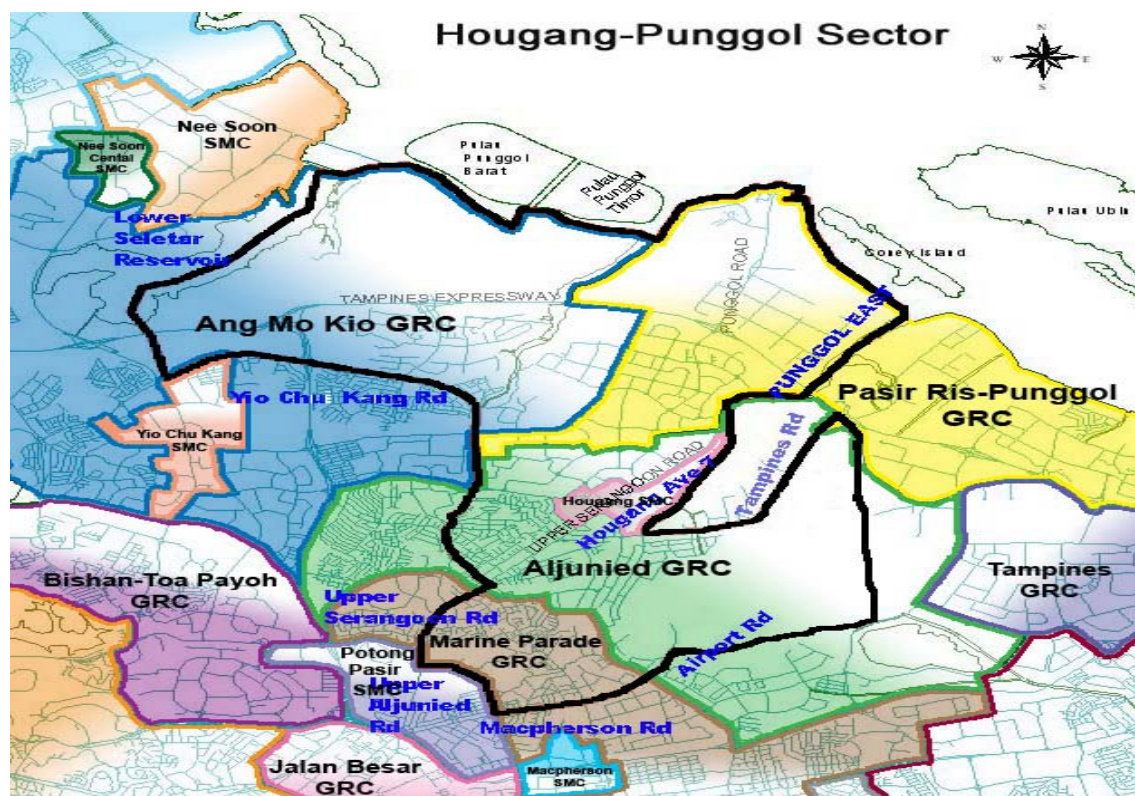
Refuse Collection Fees for Hougang-Punggol Sector

	Premises Type	Fees per premises per month (inclusive of 7% GST)
1	Flats	\$5.81
2	Landed residential	\$19.75
3	Hawker/ Market Stalls	\$24.80
4	Trade premises, with refuse output:	
4(a)	Less than 120 litres per day	\$24.80
4(b)	120 to less than 240 litres per day	\$101.74
4(c)	240 to less than 360 litres per day	\$149.99
4(d)	360 to less than 660 litres per day	\$331.70
4(e)	660 to less than 1,100 litres per day	\$556.40
4(f)	1,100 litres per day and more	See below

For amounts in excess of 1,100 litres, the premises shall be levied a combination of fees from 4(a) to (e) above, provided:

- (i) the combination of the least number of bins is used; and*
- (ii) where more than one such combination of bins is possible, the combination of bins resulting in the lowest possible combined fee shall be applied.*

MAP SHOWING THE BOUNDARIES OF HOUGANG-PUNGGOL SECTOR



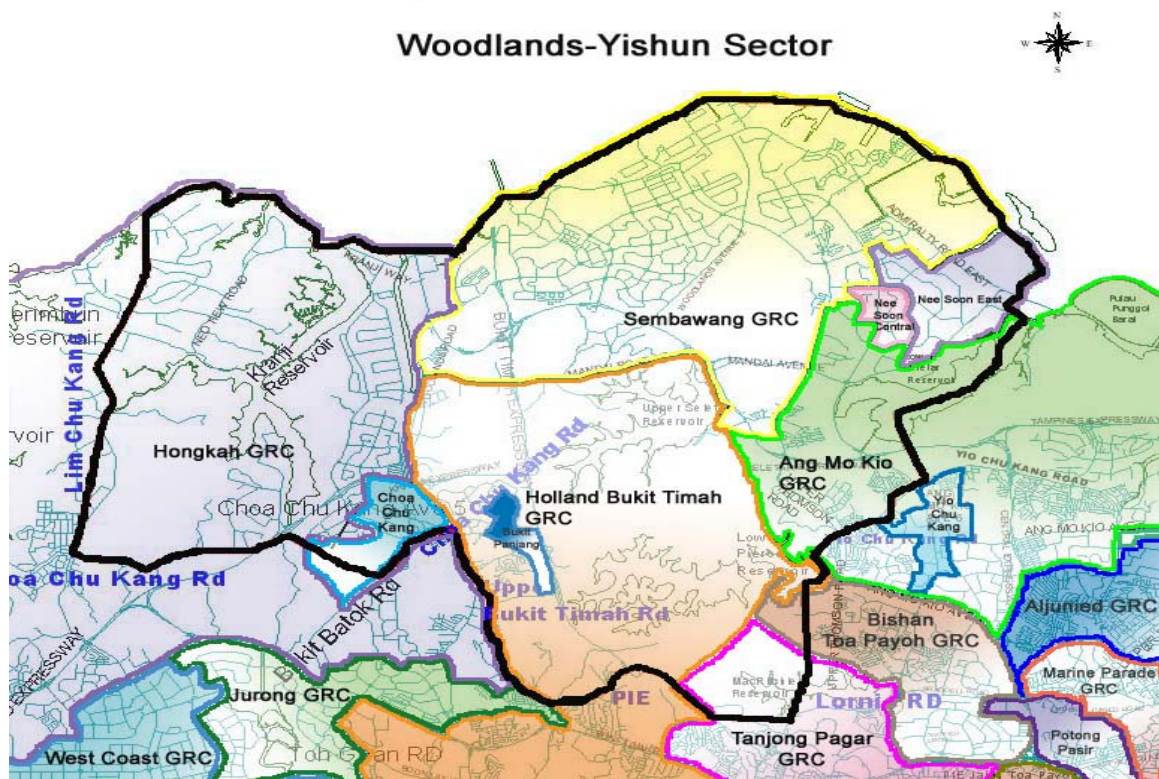
Refuse Collection Fees for Woodlands-Yishun Sector

	Premises Type	Fees per premises per month (inclusive of 7% GST)
1	Flats	\$5.77
2	Landed residential	\$19.75
3	Hawker/ Market Stalls	\$31.03
4	Trade premises, with refuse output:	
4(a)	Less than 120 litres per day	\$31.03
4(b)	120 to less than 240 litres per day	\$101.74
4(c)	240 to less than 360 litres per day	\$149.99
4(d)	360 to less than 660 litres per day	\$369.15
4(e)	660 to less than 1,100 litres per day	\$640.93
4(f)	1,100 litres per day and more	See below

For amounts in excess of 1,100 litres, the premises shall be levied a combination of fees from 4(a) to (e) above, provided:

- (i) the combination of the least number of bins is used; and
- (ii) where more than one such combination of bins is possible, the combination of bins resulting in the lowest possible combined fee shall be applied.

MAP SHOWING THE BOUNDARIES OF WOODLANDS-YISHUN SECTOR



Refuse Collection Fees for Tanglin-Bukit Merah Sector

	Premises Type	Fees per premises per month (inclusive of 7% GST)
1	Flats	\$5.33
2	Landed residential	\$18.19
3	Hawker/ Market Stalls	\$31.03
4	Trade premises, with refuse output:	
4(a)	Less than 120 litres per day	\$31.03
4(b)	120 to less than 240 litres per day	\$99.51
4(c)	240 to less than 360 litres per day	\$141.24
4(d)	360 to less than 660 litres per day	\$301.74
4(e)	660 to less than 1100 litres per day	\$444.05
4(f)	1,100 litres per day and more	See below

For amounts in excess of 1,100 litres, the premises shall be levied a combination of fees from 4(a) to (e) above, provided:

- (i) the combination of the least number of bins is used; and
- (ii) where more than one such combination of bins is possible, the combination of bins resulting in the lowest possible combined fee shall be applied.

MAP SHOWING THE BOUNDARIES OF TANGLIN-BUKIT-MERAH SECTOR

